

Classified
Cooper Lighting Solutions Photometric Lab
1121 Highway 74 South
Peachtree City, GA 30269



Scaled data based on original data using
LM-79-08 Approved Method: Electrical and Photometric Measurements of Solid-State
Lighting Products

Test Report Prepared for

Cooper Lighting Solutions

(formerly Eaton)

Brand: NEO-RAY

Report Number: P79180

Luminaire Tested: **DFN2DIP-RG4F0-080D090US935-FLL-FLL-1DUDD-W**

Issue Date: 02/20/2024

Test Information

Test Method: LM-79-08
Report Number: P79180
TEST IS SCALED FROM IESNA LM-79-08 TEST DATA
Test Lab: INNOVATION CENTER(G3)
Issue Date: 02/20/2024
Manufacturer: COOPER LIGHTING SOLUTIONS (FORMERLY EATON)
Product Line: NEO-RAY
Catalog Number: DFN2DIP-RG4F0-080D090US935-FLL-FLL-1DUDD-W
Description: Define Geo Ring 4ft Diameter Direct/Indirect Fixture w/ Frosted Lens
Light Source: 3500K CCT, 90 CRI LEDS
Ballast/Driver: ELECTRONIC DRIVER

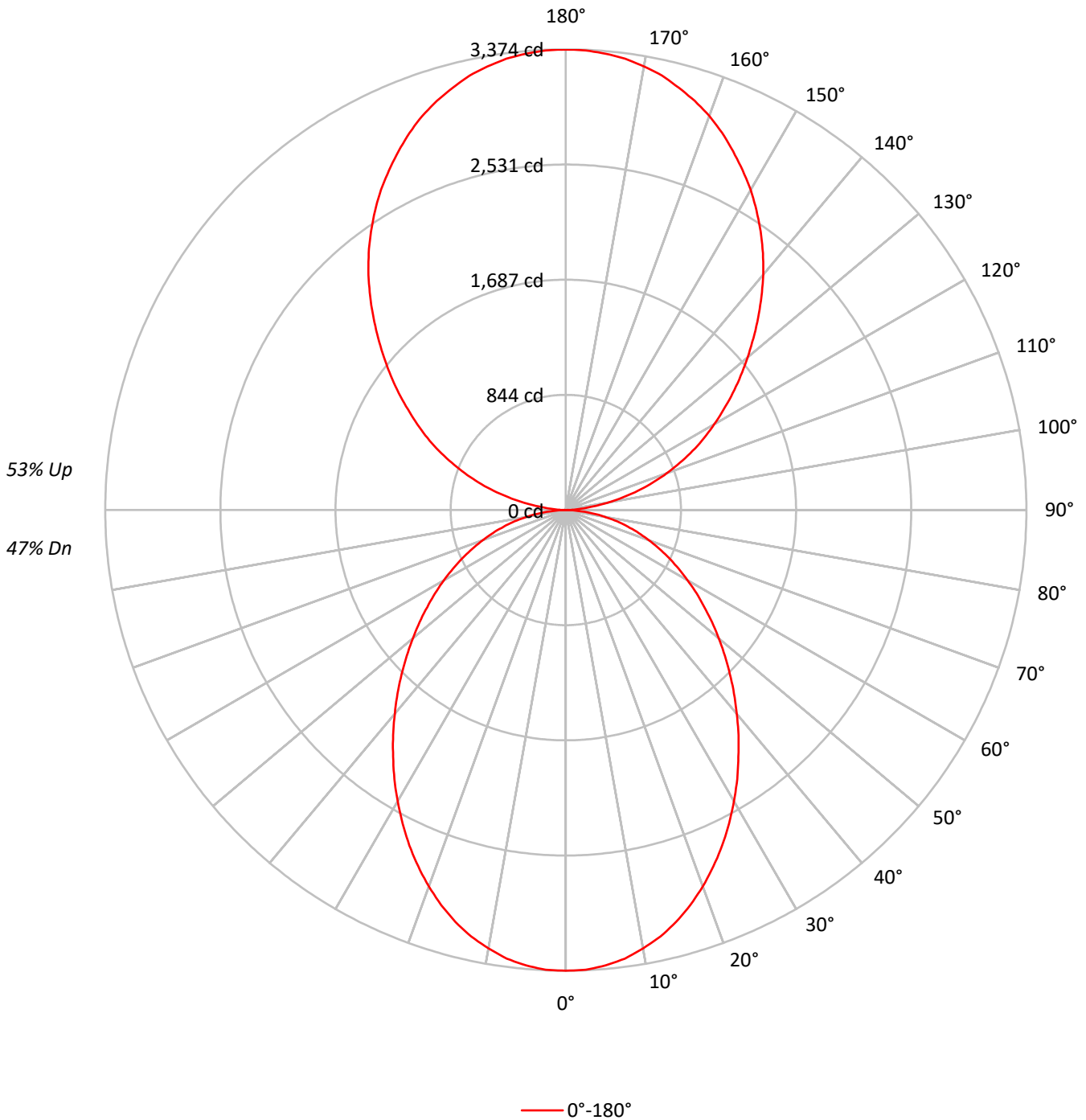
Summary

Lumens per Lamp: N/A
Luminaire Lumens: 16434.9 lumens
Efficiency: N/A
Efficacy: 75.0 lumens/watt
Spacing Criteria (0/90/45): 1.11 / 1.11 / 1.21
Luminous Opening: Circular (Dia: 4' x H: 0')
CIE Type: General Diffuse

Input Watts (W): 219.1
Input Voltage (V): 120
Input Current (Ain): NR
Voltage Rise (V): NR
Power Factor: NR
Total Harmonic Distortion (THDi): NR
Frequency (hertz): 60
Stabilization Time: NR
Operation Time: NR
Ambient Temperature (°C): NR
Test Distance: 25 FT

TEST NUMBER: P79180
CATALOG NUMBER: DFN2DIP-RG4F0-080D090US935-FLL-FLL-1DUDD-W

Luminous Intensity Polar Plot



Cooper Lighting Solutions Photometric Lab
 1121 Highway 74 South
 Peachtree City, GA 30269



TEST NUMBER: P79180

CATALOG NUMBER: DFN2DIP-RG4F0-080D090US935-FLL-FLL-1DUDD-W

COEFFICIENT OF UTILIZATION - ZONAL CAVITY METHOD:

RF	20				20				20				20				20				
RC	80				70				50				30				10			0	
RW	70	50	30	10	70	50	30	10	50	30	10	50	30	10	50	30	10	50	30	10	0
RCR																					
0	106	106	106	106	98	98	98	98	82	82	82	67	67	67	53	53	53	47	47	47	47
1	97	93	89	86	89	85	82	79	72	69	67	59	57	56	47	46	45	40	40	40	40
2	89	81	75	70	81	75	70	65	63	59	56	52	49	47	42	40	38	33	33	33	33
3	81	72	64	59	74	66	60	55	56	51	47	46	43	40	37	35	33	29	29	29	29
4	74	63	56	50	68	59	52	46	50	44	40	41	37	34	33	31	28	25	25	25	25
5	68	57	49	43	62	52	45	40	44	39	35	37	33	30	30	27	25	22	22	22	22
6	63	51	43	37	58	47	40	35	40	35	30	34	29	26	27	24	22	19	19	19	19
7	58	46	38	33	53	43	36	31	36	31	27	31	26	23	25	22	20	17	17	17	17
8	54	42	34	29	50	39	32	27	33	28	24	28	24	21	23	20	18	15	15	15	15
9	50	38	31	26	46	36	29	24	31	25	22	26	22	19	21	18	16	14	14	14	14
10	47	35	28	23	43	33	26	22	28	23	19	24	20	17	20	17	15	13	13	13	13

AVERAGE LUMINANCE (cd/sqm):

	0°
0°	2890
5°	2879
10°	2835
15°	2770
20°	2674
25°	2562
30°	2436
35°	2305
40°	2179
45°	2059
50°	1948
55°	1851
60°	1767
65°	1692
70°	1625
75°	1557
80°	1462
85°	1200



TEST NUMBER: P79180
 CATALOG NUMBER: DFN2DIP-RG4F0-080D090US935-FLL-FLL-1DUDD-W

ZONAL LUMENS:

Zone	Lumens	% Fixture
0°-10°	316.9	1.9
10°-20°	877.8	5.3
20°-30°	1246.1	7.6
30°-40°	1379.7	8.4
40°-50°	1313.2	8.0
50°-60°	1111.3	6.8
60°-70°	828.2	5.0
70°-80°	498.1	3.0
80°-90°	144.4	0.9
90°-100°	141.2	0.9
100°-110°	578.8	3.5
110°-120°	1013.1	6.2
120°-130°	1336.1	8.1
130°-140°	1537.7	9.4
140°-150°	1555.5	9.5
150°-160°	1335.6	8.1
160°-170°	902.9	5.5
170°-180°	318.6	1.9
0°-30°	2440.8	14.9
0°-40°	3820.5	23.2
0°-60°	6245.0	38.0
0°-90°	7715.6	46.9
90°-120°	1733.0	10.5
90°-150°	6162.3	37.5
90°-180°	8719.0	53.1
0°-180°	16434.9	100.0

CANDELA DISTRIBUTION:

	0°	Flux
0°	3374	
5°	3348	317
15°	3124	878
25°	2711	1246
35°	2205	1380
45°	1700	1313
55°	1240	1111
65°	835	828
75°	471	498
85°	122	137
90°	4	14
95°	113	134
105°	548	579
115°	1025	1013
125°	1493	1336
135°	1992	1538
145°	2489	1555
155°	2900	1336
165°	3201	903
175°	3354	319
180°	3372	



TEST NUMBER: P79180
CATALOG NUMBER: DFN2DIP-RG4F0-080D090US935-FLL-FLL-1DUDD-W

CANDELA DISTRIBUTION (FULL):

0°	
0°	3374.0
2.5°	3370.0
5°	3348.0
7.5°	3313.9
10°	3259.9
12.5°	3199.8
15°	3123.7
17.5°	3033.6
20°	2933.5
22.5°	2825.4
25°	2711.2
27.5°	2589.1
30°	2462.9
32.5°	2336.8
35°	2204.6
37.5°	2078.5
40°	1948.3
42.5°	1824.2
45°	1700.0
47.5°	1579.9
50°	1461.7
52.5°	1349.6
55°	1239.5
57.5°	1135.4
60°	1031.2
62.5°	931.1
65°	835.0
67.5°	740.9
70°	648.8
72.5°	560.7
75°	470.6
77.5°	384.5
80°	296.4
82.5°	210.3
85°	122.1
87.5°	48.1
90°	4.4
92.5°	46.6
95°	113.1
97.5°	201.9
100°	310.6
102.5°	428.2
105°	548.0
107.5°	670.0
110°	787.6



TEST NUMBER: P79180
CATALOG NUMBER: DFN2DIP-RG4F0-080D090US935-FLL-FLL-1DUDD-W

CANDELA DISTRIBUTION (continued):

	0°
112.5°	905.2
115°	1025.0
117.5°	1142.5
120°	1255.7
122.5°	1371.0
125°	1493.1
127.5°	1615.1
130°	1737.1
132.5°	1863.6
135°	1992.2
137.5°	2120.9
140°	2249.6
142.5°	2371.6
145°	2489.2
147.5°	2600.1
150°	2708.8
152.5°	2804.2
155°	2899.6
157.5°	2990.6
160°	3072.6
162.5°	3141.4
165°	3201.3
167.5°	3259.0
170°	3298.9
172.5°	3334.4
175°	3354.4
177.5°	3369.9
180°	3372.1

Signify Classified - Internal
Cooper Lighting Solutions Photometric Lab
1121 Highway 74 South
Peachtree City, GA 30269



LM-79-2019: Approved Method: Electrical and Photometric Measurements of Solid-State Lighting Products

Report Prepared for

Cooper Lighting Solutions

NEO-RAY

Report Number: SP1-2401-290-3

Test Date: 01/18/2024

Luminaire Tested: RNG2DIP-RG2F0-020D020US935-FLL-FLL-1-D-UDD-W

Data in this report applies to families of products including RNG2DIP-RG2F0-020D020US935-FLL-FLL-1-D-UDD-W.

Test Information

Test Method: LM-79-2019
 Report Number: SP1-2401-290-3
 Test Lab: COOPER LIGHTING SOLUTIONS
 Photometer: SP1 - 76IN SPHERE
 Measurement Geometry: 4π
 Issue Date: 01/19/2024
 Manufacturer: COOPER LIGHTING SOLUTIONS
 Product Line: NEO-RAY
 Catalog Number: **RNG2DIP-RG2F0-020D020US935-FLL-FLL-1-D-UDD-W**
 Description: 2' RING DIRECT/INDIRECT FIXTURE WITH FROSTED LIGHT LEVEL 1

Spectral Parameters

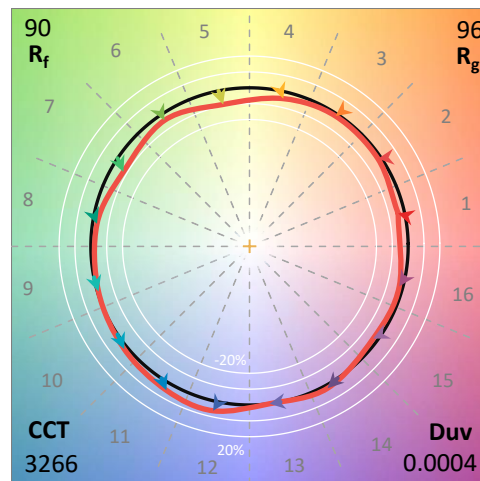
CCT (K): 3266
 CIE u': 0.2418
 CIE v': 0.5165
 Duv: 0.0004
 CIE x: 0.4195
 CIE y: 0.3983
 CIE z: 0.1822
 Peak Wavelength (nm): 622
 Dominant Wavelength (nm): 581
 Purity: 45.7

CRI (Ra):	94.3		
R1:	95.8	R9:	70.9
R2:	99.6	R10:	97.8
R3:	97.8	R11:	93.7
R4:	92.3	R12:	78.5
R5:	94.5	R13:	97.3
R6:	96.9	R14:	99.5
R7:	91.7		
R8:	85.8		

Rf: 89.7
 Rg: 96

Test Conditions

Stabilization Time: 23M
 Operation Time: 12H
 Room Temperature (°C) / RH%: 25.6/15%
 Sphere Temperature (°C): 25.0

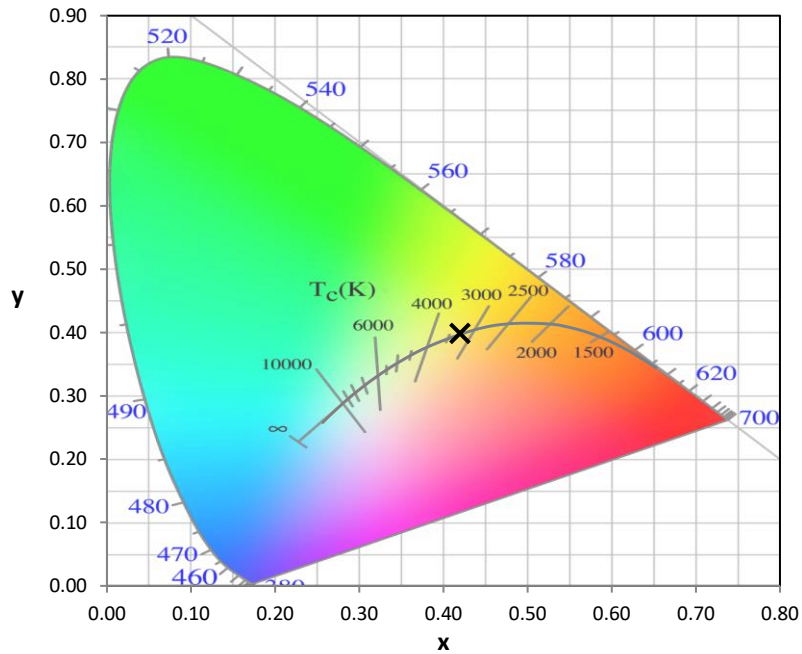


REPORT NUMBER: SP1-2401-290-3

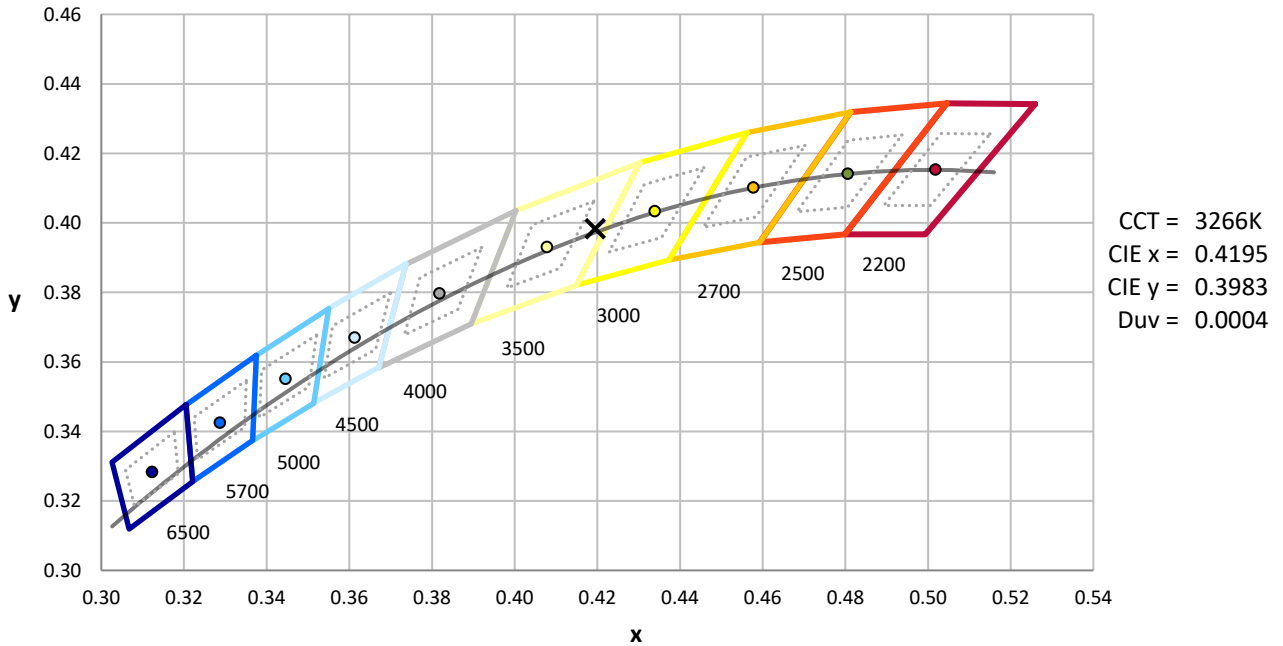
Measurement and Test Equipment			
Instrument	Identification Number	Calibration Date	Calibration Due Date
Photometer	76INCH SPHERE IN0058	8/9/2023	2/9/2024
Power Meter	XITRON 2801 IN0071	10/23/2023	10/23/2024
AC Power Source	CHROMA 61603 IN0063	10/24/2023	10/24/2024
DC Power Source	AGILENT E3634A IN0208	10/24/2023	10/24/2024
Sphere Thermometer	ONSET IN0085	10/24/2023	10/24/2024
Room Thermometer	ONSET IN0046	10/24/2023	10/24/2024

REPORT NUMBER: SP1-2401-290-3

CIE 1931 Chromaticity Diagram



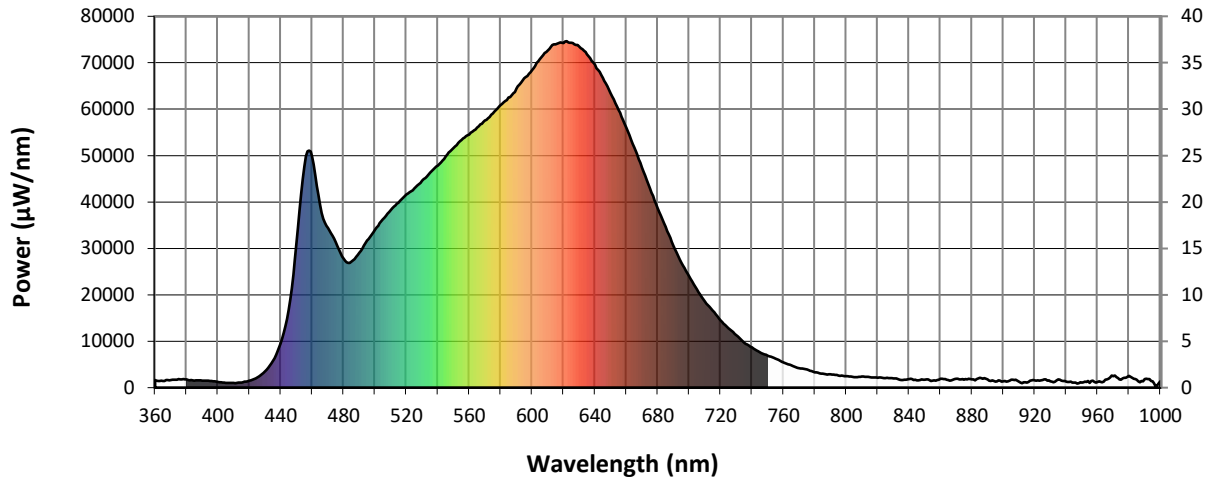
CIE 1931 Chromaticity Diagram with 2017 ANSI 7-Step and 4-Step Quadrangles



Point lies inside the ANSI 3500K 7-step quadrangle

REPORT NUMBER: SP1-2401-290-3

Photopic Flux vs. Wavelength

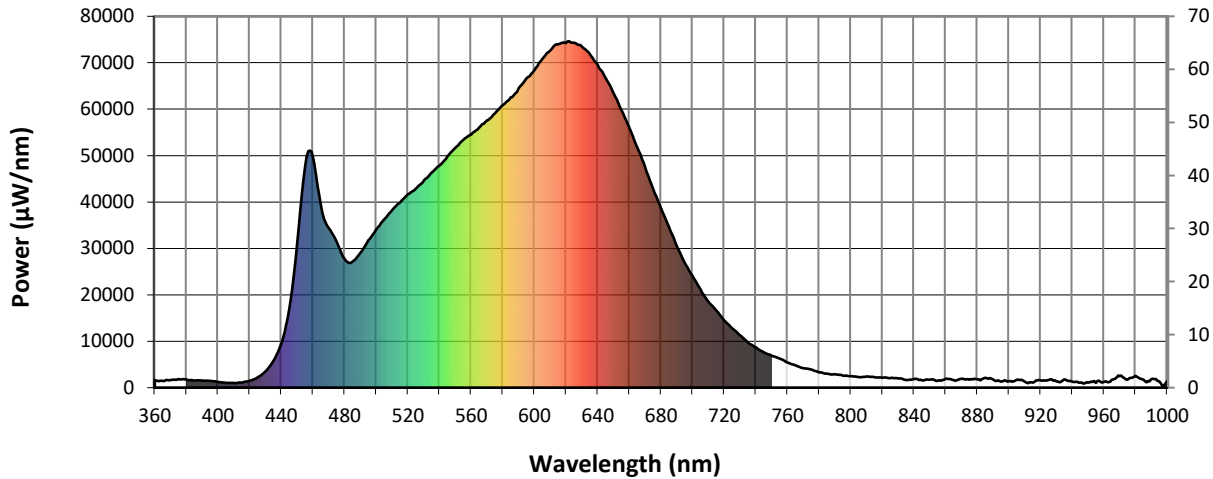


#####

λ (nm)	Power ($\mu\text{W}/\text{nm}$)	Lumens (ϕ/nm)	λ (nm)	Power ($\mu\text{W}/\text{nm}$)	Lumens (ϕ/nm)	λ (nm)	Power ($\mu\text{W}/\text{nm}$)	Lumens (ϕ/nm)	λ (nm)	Power ($\mu\text{W}/\text{nm}$)	Lumens (ϕ/nm)	λ (nm)	Power ($\mu\text{W}/\text{nm}$)	Lumens (ϕ/nm)
360	1629	NR	490	29053	NR	620	74209	NR	750	6888	NR	880	1748	NR
365	1454	NR	495	31666	NR	625	74272	NR	755	6228	NR	885	2090	NR
370	1629	NR	500	34017	NR	630	73480	NR	760	5422	NR	890	1758	NR
375	1858	NR	505	36249	NR	635	71830	NR	765	4797	NR	895	1314	NR
380	1749	NR	510	38217	NR	640	69587	NR	770	4188	NR	900	1396	NR
385	1536	NR	515	39860	NR	645	66732	NR	775	3908	NR	905	1719	NR
390	1529	NR	520	41609	NR	650	63415	NR	780	3310	NR	910	1294	NR
395	1463	NR	525	42891	NR	655	59840	NR	785	2985	NR	915	1111	NR
400	1224	NR	530	44613	NR	660	56027	NR	790	2855	NR	920	1575	NR
405	1043	NR	535	46325	NR	665	51741	NR	795	2630	NR	925	1667	NR
410	987	NR	540	47843	NR	670	47426	NR	800	2493	NR	930	1367	NR
415	1121	NR	545	49858	NR	675	42932	NR	805	2287	NR	935	1770	NR
420	1486	NR	550	51603	NR	680	38693	NR	810	2365	NR	940	1320	NR
425	2215	NR	555	53318	NR	685	34666	NR	815	2293	NR	945	1116	NR
430	3506	NR	560	54494	NR	690	30616	NR	820	2133	NR	950	1061	NR
435	5766	NR	565	56036	NR	695	26969	NR	825	2062	NR	955	1031	NR
440	9588	NR	570	57542	NR	700	24034	NR	830	1984	NR	960	1226	NR
445	16724	NR	575	59048	NR	705	21175	NR	835	1661	NR	965	1706	NR
450	30943	NR	580	60878	NR	710	18518	NR	840	1876	NR	970	2450	NR
455	47636	NR	585	62497	NR	715	16588	NR	845	1600	NR	975	1734	NR
460	49838	NR	590	64427	NR	720	14496	NR	850	1696	NR	980	2566	NR
465	39446	NR	595	66624	NR	725	12823	NR	855	1520	NR	985	1729	NR
470	34419	NR	600	68452	NR	730	11311	NR	860	1911	NR	990	1841	NR
475	31320	NR	605	70794	NR	735	9697	NR	865	1622	NR	995	1376	NR
480	27788	NR	610	72666	NR	740	8643	NR	870	1892	NR	1000	1354	NR
485	27149	NR	615	73950	NR	745	7625	NR	875	1742	NR			

REPORT NUMBER: SP1-2401-290-3

Scotopic Flux vs. Wavelength



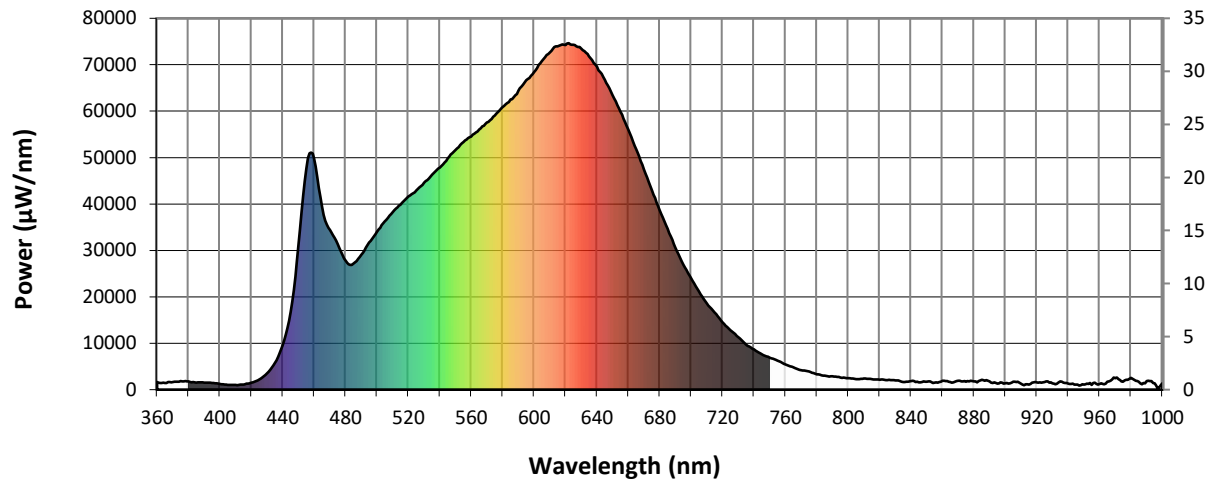
Scotopic Lumens: 6226

S/P: 1.58

λ (nm)	Power (µW/nm)	Lumens (φ/nm)	λ (nm)	Power (µW/nm)	Lumens (φ/nm)	λ (nm)	Power (µW/nm)	Lumens (φ/nm)	λ (nm)	Power (µW/nm)	Lumens (φ/nm)	λ (nm)	Power (µW/nm)	Lumens (φ/nm)
360	1629	NR	490	29053	NR	620	74209	NR	750	6888	NR	880	1748	NR
365	1454	NR	495	31666	NR	625	74272	NR	755	6228	NR	885	2090	NR
370	1629	NR	500	34017	NR	630	73480	NR	760	5422	NR	890	1758	NR
375	1858	NR	505	36249	NR	635	71830	NR	765	4797	NR	895	1314	NR
380	1749	NR	510	38217	NR	640	69587	NR	770	4188	NR	900	1396	NR
385	1536	NR	515	39860	NR	645	66732	NR	775	3908	NR	905	1719	NR
390	1529	NR	520	41609	NR	650	63415	NR	780	3310	NR	910	1294	NR
395	1463	NR	525	42891	NR	655	59840	NR	785	2985	NR	915	1111	NR
400	1224	NR	530	44613	NR	660	56027	NR	790	2855	NR	920	1575	NR
405	1043	NR	535	46325	NR	665	51741	NR	795	2630	NR	925	1667	NR
410	987	NR	540	47843	NR	670	47426	NR	800	2493	NR	930	1367	NR
415	1121	NR	545	49858	NR	675	42932	NR	805	2287	NR	935	1770	NR
420	1486	NR	550	51603	NR	680	38693	NR	810	2365	NR	940	1320	NR
425	2215	NR	555	53318	NR	685	34666	NR	815	2293	NR	945	1116	NR
430	3506	NR	560	54494	NR	690	30616	NR	820	2133	NR	950	1061	NR
435	5766	NR	565	56036	NR	695	26969	NR	825	2062	NR	955	1031	NR
440	9588	NR	570	57542	NR	700	24034	NR	830	1984	NR	960	1226	NR
445	16724	NR	575	59048	NR	705	21175	NR	835	1661	NR	965	1706	NR
450	30943	NR	580	60878	NR	710	18518	NR	840	1876	NR	970	2450	NR
455	47636	NR	585	62497	NR	715	16588	NR	845	1600	NR	975	1734	NR
460	49838	NR	590	64427	NR	720	14496	NR	850	1696	NR	980	2566	NR
465	39446	NR	595	66624	NR	725	12823	NR	855	1520	NR	985	1729	NR
470	34419	NR	600	68452	NR	730	11311	NR	860	1911	NR	990	1841	NR
475	31320	NR	605	70794	NR	735	9697	NR	865	1622	NR	995	1376	NR
480	27788	NR	610	72666	NR	740	8643	NR	870	1892	NR	1000	1354	NR
485	27149	NR	615	73950	NR	745	7625	NR	875	1742	NR			

REPORT NUMBER: SP1-2401-290-3

Melanopic Flux vs. Wavelength



Melanopic Lumens: 2506.4 M/P: 0.64

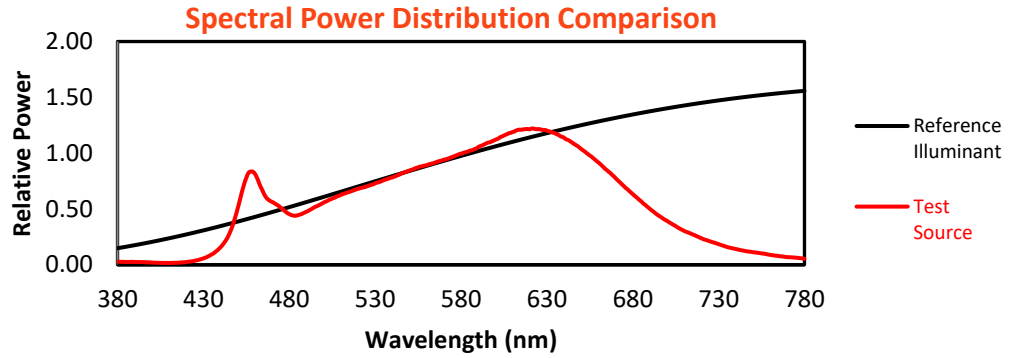
λ (nm)	Power (µW/nm)	Lumens (φ/nm)	λ (nm)	Power (µW/nm)	Lumens (φ/nm)	λ (nm)	Power (µW/nm)	Lumens (φ/nm)	λ (nm)	Power (µW/nm)	Lumens (φ/nm)	λ (nm)	Power (µW/nm)	Lumens (φ/nm)
360	1629	NR	490	29053	NR	620	74209	NR	750	6888	NR	880	1748	NR
365	1454	NR	495	31666	NR	625	74272	NR	755	6228	NR	885	2090	NR
370	1629	NR	500	34017	NR	630	73480	NR	760	5422	NR	890	1758	NR
375	1858	NR	505	36249	NR	635	71830	NR	765	4797	NR	895	1314	NR
380	1749	NR	510	38217	NR	640	69587	NR	770	4188	NR	900	1396	NR
385	1536	NR	515	39860	NR	645	66732	NR	775	3908	NR	905	1719	NR
390	1529	NR	520	41609	NR	650	63415	NR	780	3310	NR	910	1294	NR
395	1463	NR	525	42891	NR	655	59840	NR	785	2985	NR	915	1111	NR
400	1224	NR	530	44613	NR	660	56027	NR	790	2855	NR	920	1575	NR
405	1043	NR	535	46325	NR	665	51741	NR	795	2630	NR	925	1667	NR
410	987	NR	540	47843	NR	670	47426	NR	800	2493	NR	930	1367	NR
415	1121	NR	545	49858	NR	675	42932	NR	805	2287	NR	935	1770	NR
420	1486	NR	550	51603	NR	680	38693	NR	810	2365	NR	940	1320	NR
425	2215	NR	555	53318	NR	685	34666	NR	815	2293	NR	945	1116	NR
430	3506	NR	560	54494	NR	690	30616	NR	820	2133	NR	950	1061	NR
435	5766	NR	565	56036	NR	695	26969	NR	825	2062	NR	955	1031	NR
440	9588	NR	570	57542	NR	700	24034	NR	830	1984	NR	960	1226	NR
445	16724	NR	575	59048	NR	705	21175	NR	835	1661	NR	965	1706	NR
450	30943	NR	580	60878	NR	710	18518	NR	840	1876	NR	970	2450	NR
455	47636	NR	585	62497	NR	715	16588	NR	845	1600	NR	975	1734	NR
460	49838	NR	590	64427	NR	720	14496	NR	850	1696	NR	980	2566	NR
465	39446	NR	595	66624	NR	725	12823	NR	855	1520	NR	985	1729	NR
470	34419	NR	600	68452	NR	730	11311	NR	860	1911	NR	990	1841	NR
475	31320	NR	605	70794	NR	735	9697	NR	865	1622	NR	995	1376	NR
480	27788	NR	610	72666	NR	740	8643	NR	870	1892	NR	1000	1354	NR
485	27149	NR	615	73950	NR	745	7625	NR	875	1742	NR			

REPORT NUMBER: SP1-2401-290-3

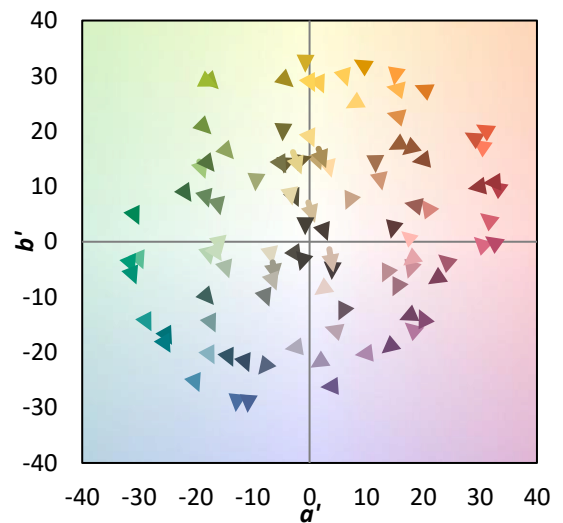
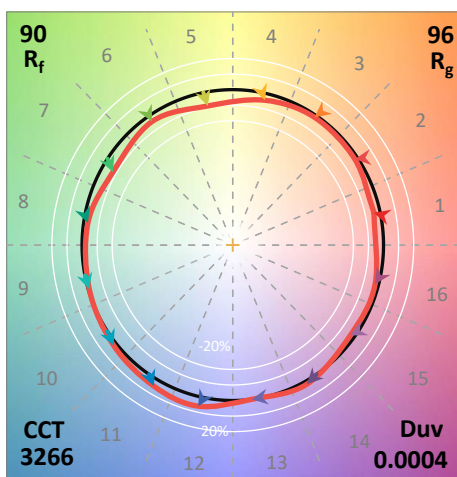
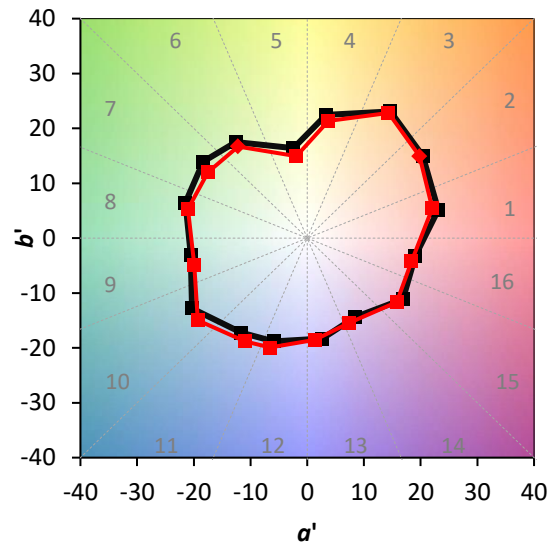
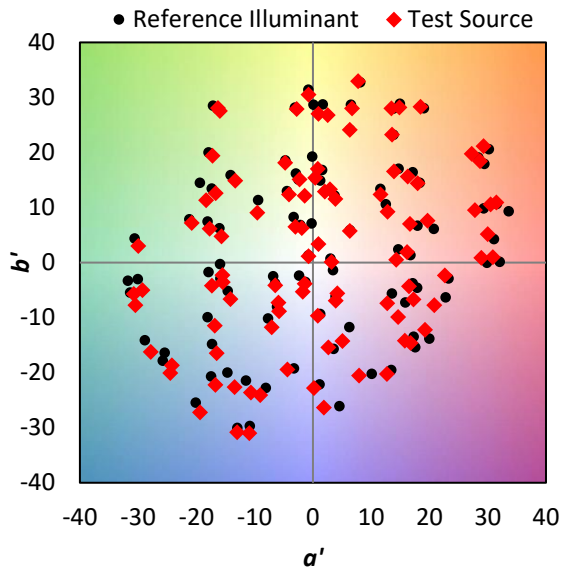
TM-30-18

Summary

$R_f = 89.7$
 $R_g = 96$
 $CIE R_a = 94.3$
 $R_9 = 70.9$



Color Vector Graphics

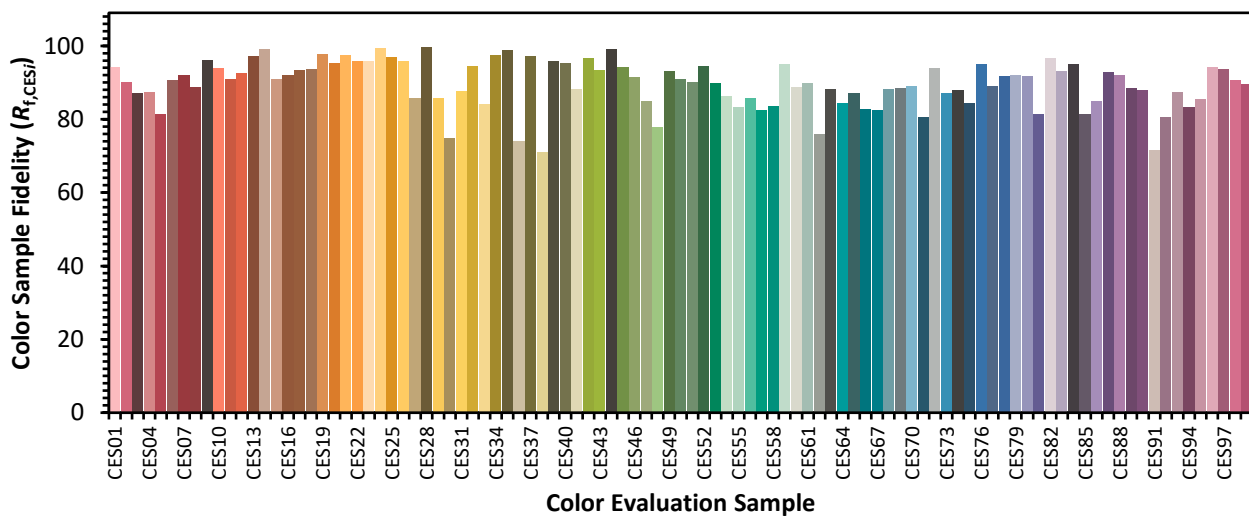


REPORT NUMBER: SP1-2401-290-3

TM-30-18

Individual Sample Fidelity Index ($R_{f,i}$)

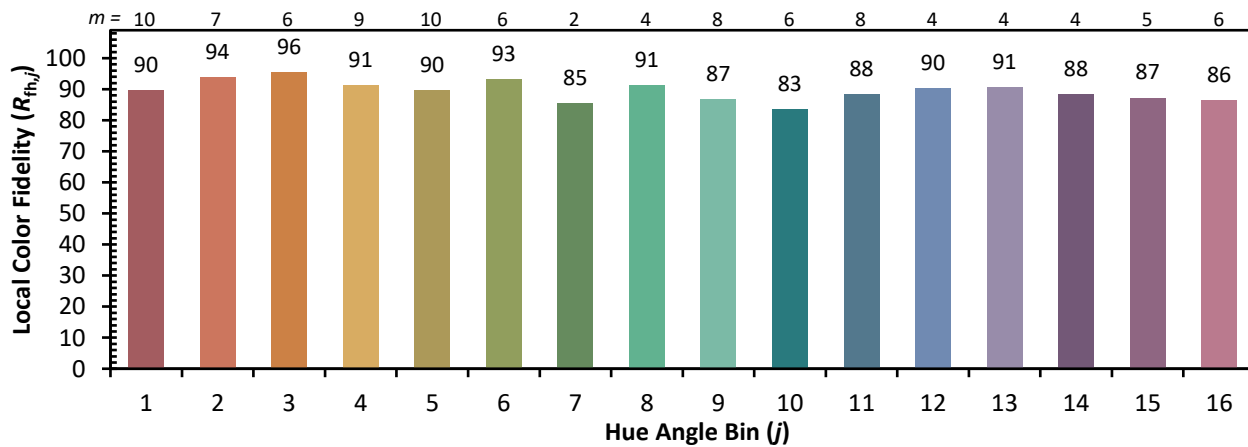
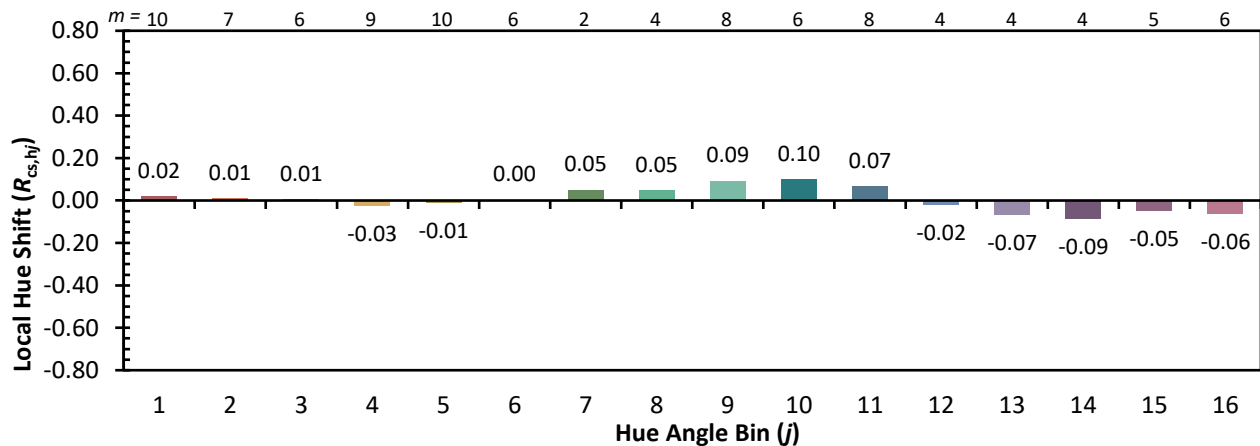
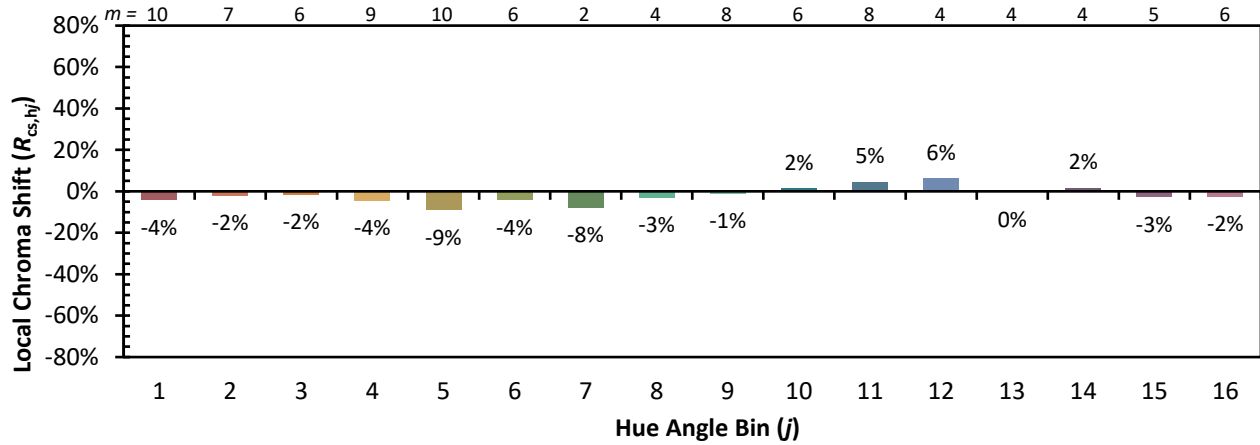
CES01 = 86	CES26 = 96	CES51 = 90	CES76 = 95
CES02 = 63	CES27 = 86	CES52 = 94	CES77 = 89
CES03 = 32	CES28 = 100	CES53 = 90	CES78 = 92
CES04 = 70	CES29 = 86	CES54 = 86	CES79 = 92
CES05 = 50	CES30 = 75	CES55 = 83	CES80 = 92
CES06 = 51	CES31 = 88	CES56 = 86	CES81 = 81
CES07 = 43	CES32 = 94	CES57 = 83	CES82 = 97
CES08 = 42	CES33 = 84	CES58 = 83	CES83 = 93
CES09 = 29	CES34 = 98	CES59 = 95	CES84 = 95
CES10 = 75	CES35 = 99	CES60 = 89	CES85 = 81
CES11 = 58	CES36 = 74	CES61 = 90	CES86 = 85
CES12 = 64	CES37 = 97	CES62 = 76	CES87 = 93
CES13 = 44	CES38 = 71	CES63 = 88	CES88 = 92
CES14 = 74	CES39 = 96	CES64 = 84	CES89 = 88
CES15 = 72	CES40 = 95	CES65 = 87	CES90 = 88
CES16 = 48	CES41 = 88	CES66 = 83	CES91 = 71
CES17 = 50	CES42 = 97	CES67 = 83	CES92 = 80
CES18 = 56	CES43 = 93	CES68 = 88	CES93 = 87
CES19 = 71	CES44 = 99	CES69 = 89	CES94 = 83
CES20 = 67	CES45 = 94	CES70 = 89	CES95 = 85
CES21 = 86	CES46 = 92	CES71 = 81	CES96 = 94
CES22 = 78	CES47 = 85	CES72 = 94	CES97 = 94
CES23 = 91	CES48 = 78	CES73 = 87	CES98 = 91
CES24 = 90	CES49 = 93	CES74 = 88	CES99 = 90
CES25 = 71	CES50 = 91	CES75 = 85	



REPORT NUMBER: SP1-2401-290-3

TM-30-18

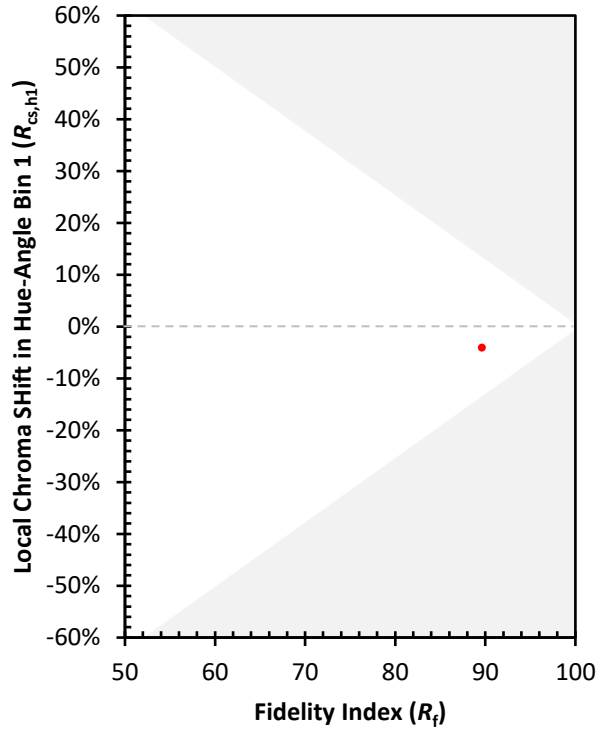
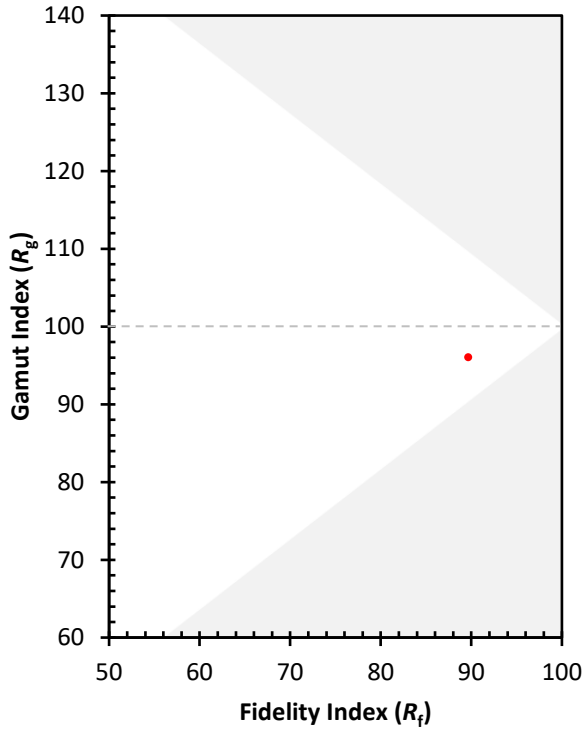
Color Rendition by Hue-Angle Bin



REPORT NUMBER: SP1-2401-290-3

TM-30-18

Measure Comparisons



(END OF REPORT)